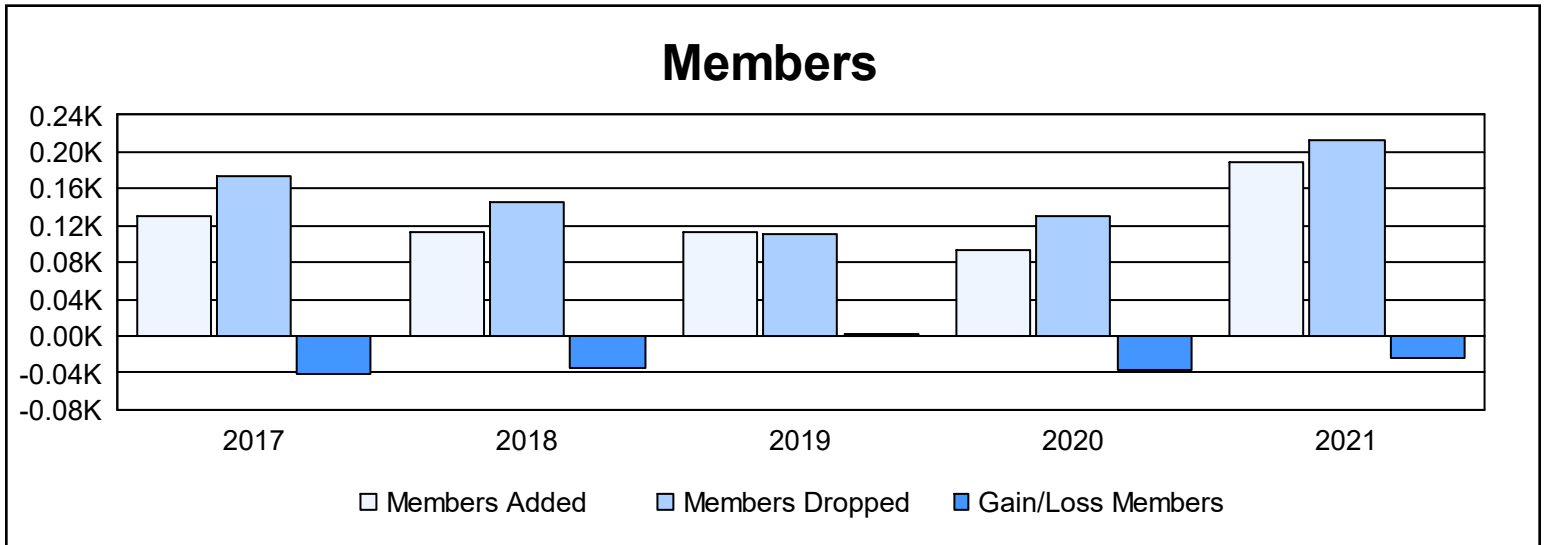
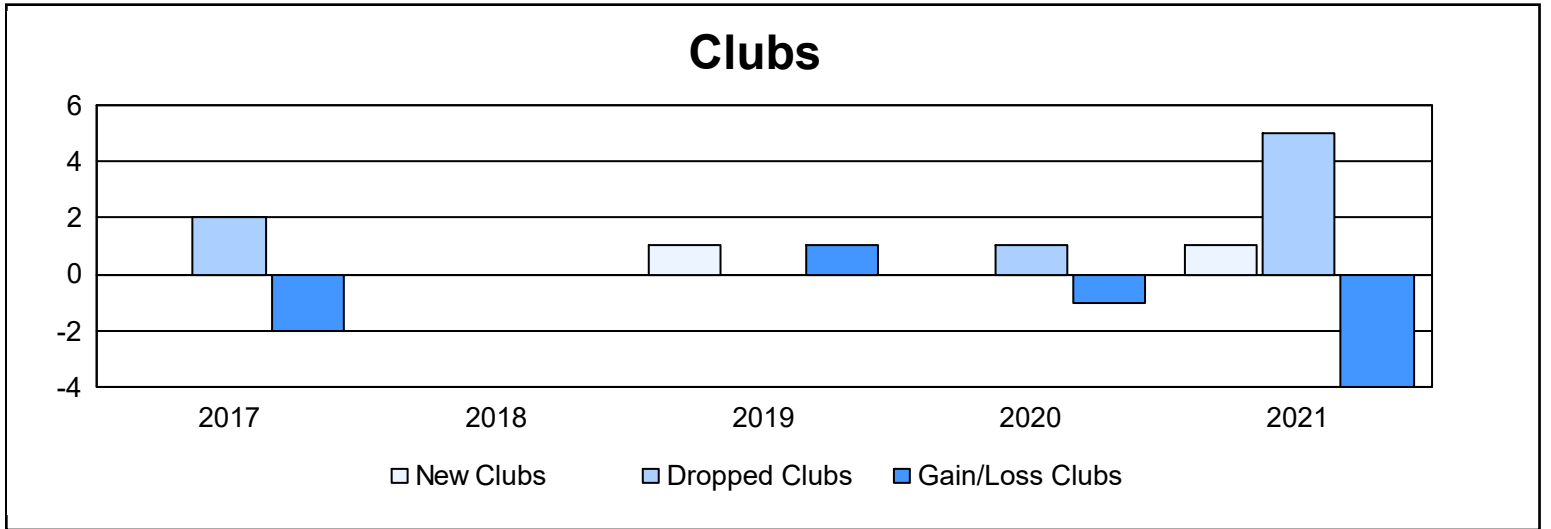
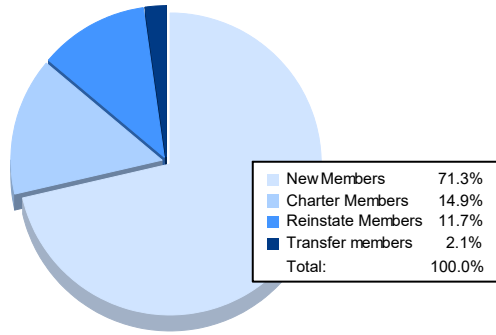


| Year | New Clubs | Dropped Clubs | Gain/ Loss Clubs | New Members | Charter Members | Reinstate Members | Transfer Members | Total Member Added | Total Members Dropped | Gain/ Loss Members |
|----------------|-----------|---------------|------------------|-------------|-----------------|-------------------|------------------|--------------------|-----------------------|--------------------|
| 2016-2017 | 0 | 2 | -2 | 122 | 3 | 5 | 1 | 131 | 173 | -42 |
| 2017-2018 | 0 | 0 | 0 | 84 | 12 | 13 | 3 | 112 | 146 | -34 |
| 2018-2019 | 1 | 0 | 1 | 84 | 21 | 3 | 5 | 113 | 111 | 2 |
| 2019-2020 | 0 | 1 | -1 | 89 | 0 | 0 | 4 | 93 | 130 | -37 |
| 2020-2021 | 1 | 5 | -4 | 134 | 28 | 22 | 4 | 188 | 213 | -25 |
| Average | 0 | 2 | -1 | 103 | 13 | 9 | 3 | 127 | 155 | -27 |



Membership Composition June 2021 Cumulative



Gender Composition June 2021 Cumulative

